



INTERNATIONAL SIM
EVERY SIM YOU NEED IN ONE PLACE

MANUAL DATA SIM FRANCE



*Copyright ©2021 InternationalSIM.
All rights reserved.*

The content of this document may not be copied, replaced, distributed, published, displayed, modified, or transferred in any form or by any means except with the prior permission of InternationalSIM. Copyright infringement is a violation of federal law subject to criminal and civil penalties.

InternationalSIM

Email: support@travel-connectivity.com • website: www.internationalsim.eu

Introduction

Congratulations with your purchase at InternationalSIM!
Please read this manual thoroughly to get the best experience with your SIM Card.

Get Started

Your SIM Card is topped up with the data plan you have purchased. As soon as the SIM Card receives a network connection, the data plan will be activated.

1 Insert the SIM Card into the device of your choice



IN YOUR MOBILE
WIFI HOTSPOT



IN YOUR IPAD OR
OTHER TABLETS



IN YOUR LAPTOP



IN YOUR
SMARTPHONE

2 Configure APN Settings

- APN = **netgprs.com**
- Username = **tsl**
- Password = **tsl**

CONFIGURING APN SETTINGS



Android

Settings > More > Mobile networks > Access Point names



iOS

Settings > Mobile data > Mobile data options > Mobile data network









Windows Phone

Settings > Cellular + SIM > SIMN settings → Edit internet APN

InternationalSIM

Email: support@travel-connectivity.com • website: www.internationalsim.eu

- 3 Activate data roaming and 4G/LTE connection in your settings

ENABLING DATA ROAMING	ENABLING 4G/LTE
 Android Settings > More settings > Mobile networks > Data Roaming > select "ON"	 Android Settings > More settings > Mobile networks > Network mode > select "4G/LTE"
 iOS Settings > Mobile data > Mobile data options > Data roaming > select "ON"	 iOS Settings > Mobile data > Mobile data options > Voice and data > select "4G/LTE"
 Windows Phone Settings > Cellular + SIM > Dataroaming options > select "Roam"	 Windows Phone Settings > Cellular + SIM > Highest connection speed > select "4G/LTE"

- 4 You can now surf the web!

4G Internet

This SIM supports 4G Internet.

4G speed is only available if you have a 4G enabled phone and you are in 4G coverage area.

No rights can be derived from the failure to achieve 4G speeds.

Top up

You can top up the SIM card with various data bundles via our InternationalSIM website

Tethering (use in a MIFI):

Our SIM card support Tethering on Mifi and Android devices.

InternationalSIM provides Mifi devices when you want to share you internet connection on multiple devices.

Validity of the SIM card

As soon as the SIM card connects to the network, your plan will stay active for 90 days. After the expiry date has passed, you can recharge your account within 30 days. In case you do not add any credit to your account within this time, the SIM card will expire and cannot be reused.

If you temporarily do not need a data bundle, you can also keep the SIM active for € 2.50 per month (minimum 6 months)

Roaming

Your data bundle can be used in France. If you want to use the SIM in another country, you can top up the SIM with another data bundle within the EU.

Customer Service

You can ask questions via:



support@travel-connectivity.com



+31 (0)85 016 03 17 (mon / fri from 10.00 till 16.00)